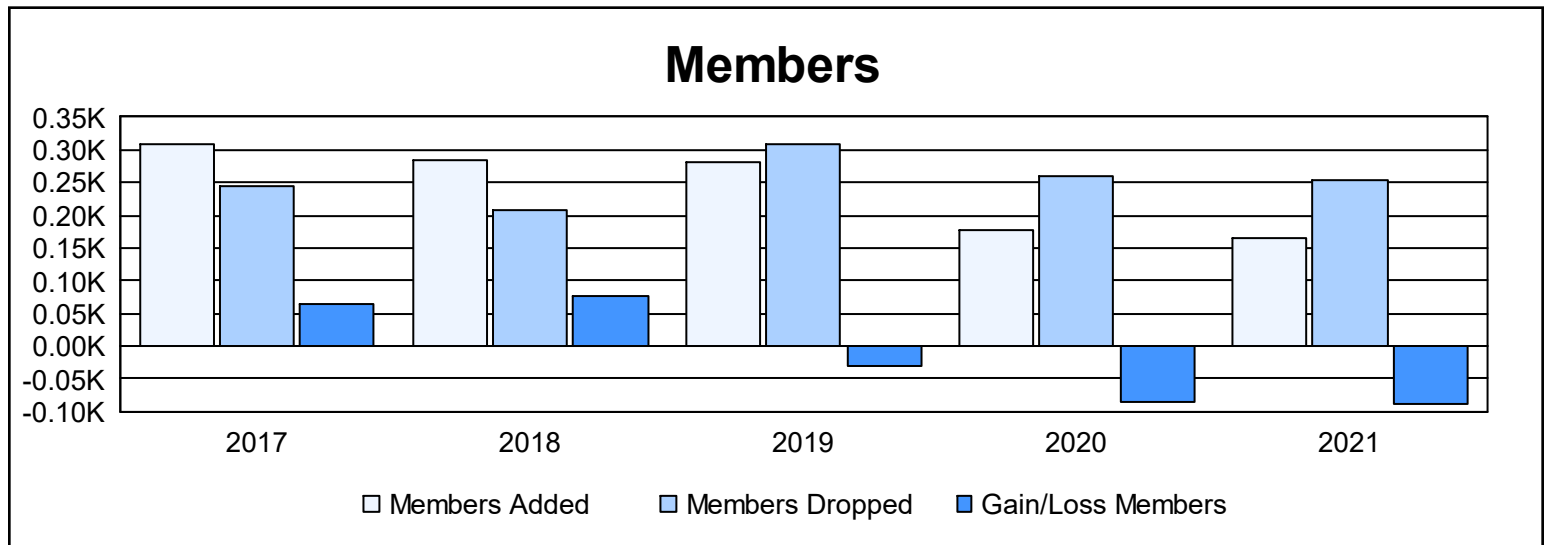
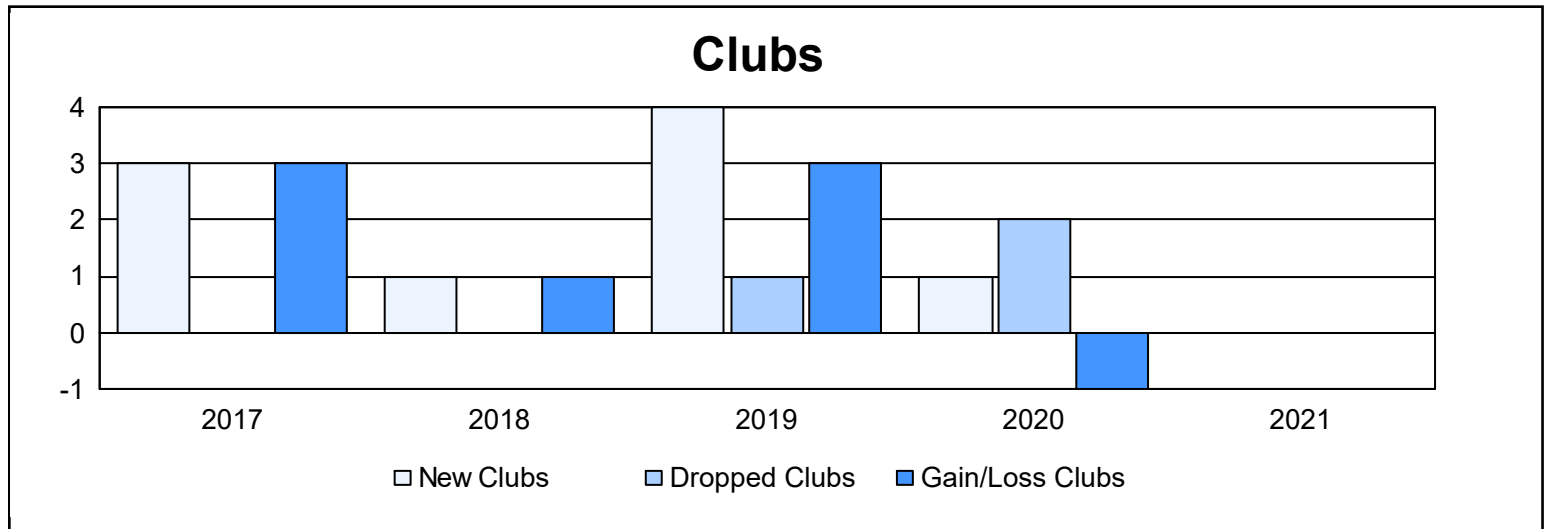
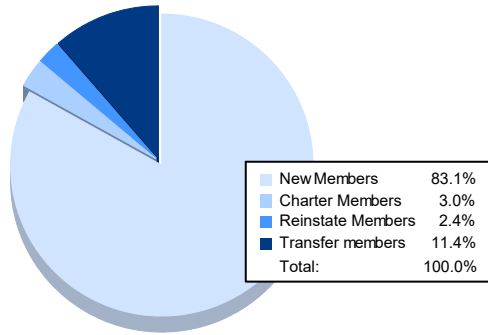


| Year | New Clubs | Dropped Clubs | Gain/ Loss Clubs | New Members | Charter Members | Reinstate Members | Transfer Members | Total Member Added | Total Members Dropped | Gain/ Loss Members |
|----------------|-----------|---------------|------------------|-------------|-----------------|-------------------|------------------|--------------------|-----------------------|--------------------|
| 2016-2017 | 3 | 0 | 3 | 224 | 70 | 7 | 7 | 308 | 243 | 65 |
| 2017-2018 | 1 | 0 | 1 | 242 | 27 | 9 | 7 | 285 | 208 | 77 |
| 2018-2019 | 4 | 1 | 3 | 164 | 101 | 4 | 11 | 280 | 309 | -29 |
| 2019-2020 | 1 | 2 | -1 | 128 | 30 | 5 | 13 | 176 | 261 | -85 |
| 2020-2021 | 0 | 0 | 0 | 138 | 5 | 4 | 19 | 166 | 253 | -87 |
| Average | 2 | 1 | 1 | 179 | 47 | 6 | 11 | 243 | 255 | -12 |



Membership Composition June 2021 Cumulative



Gender Composition June 2021 Cumulative

